



# ADA Playground Access Ramps



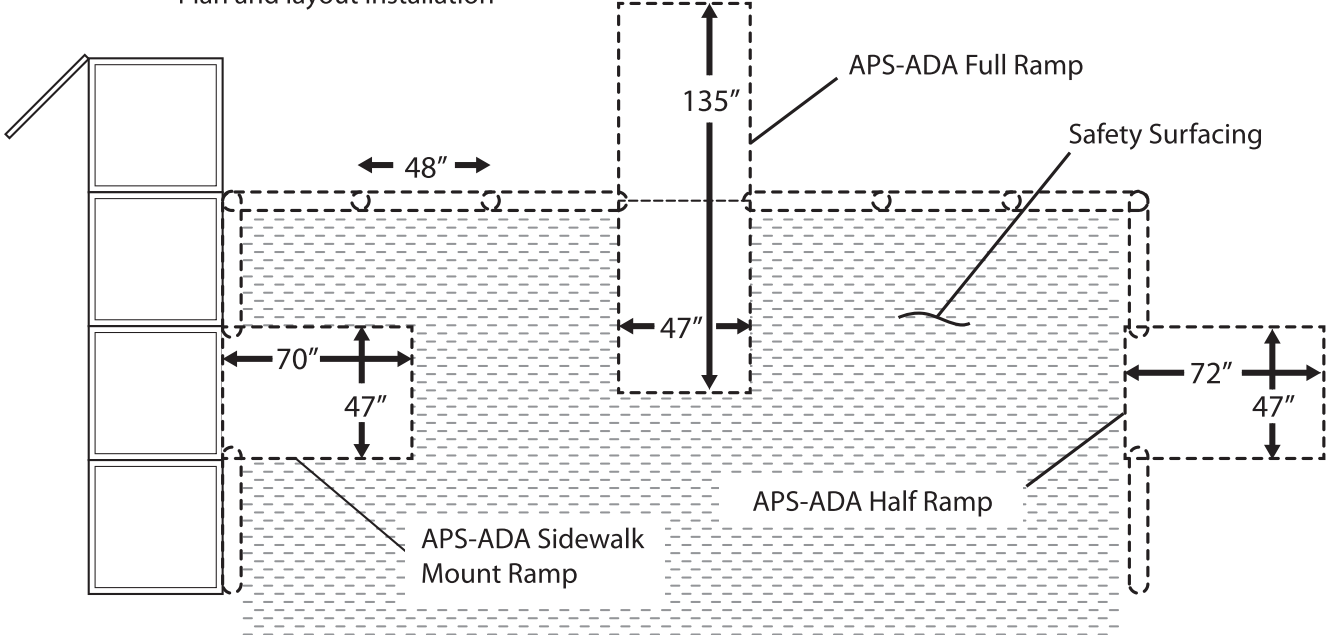
Action Play Systems' wheelchair accessible ramp systems are the only true universal playground ramp systems available today. Designed to mount independent of the playground borders; APS full and half ramps provide an ADA/Wheelchair accessible entrance to the playground while offering a clear point of entry and exit

to the playground. Each ADA ramp system includes (2) each 4" and 6" filler ends as well as the necessary spikes for installation. Our APS-ADAFullRamp includes 2 halves while our APS-ADAHalfRamp and APS-ADASidewalkMountRamp include 1 half to provide access into the play area.

**The Department of Justice's revised regulations for Titles II and III of the Americans with Disabilities Act of 1990 (ADA)**

These regulations adopted revised, enforceable accessibility standards called the 2010 ADA Standards for Accessible Design, "2010 Standards." On March 15, 2012, compliance with the 2010 Standards was required for new construction and alterations under Titles II and III. March 15, 2012, is also the compliance date for using the 2010 Standards for program accessibility and barrier removal.

Plan and layout installation



Action Play Systems offers three unique modular ramp systems to provide wheelchair access on your playground designs. All APS modular ramp systems are commercial grade and composed of 100% recycled plastic.

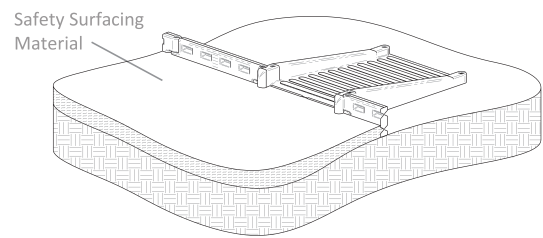
Designed to install independent of our playground borders; APS ramps provide cost effective wheelchair accessibility and a clear point of entry/exit on any playground installation.



### APS-ADA Half Ramp

ADA Half Ramp System for 8" or 12" borders

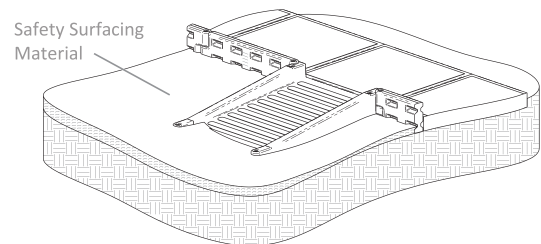
**Ideal for connecting an accessible route to the use zone of a loose fill playground.**



### APS-ADA Sidewalk Mount Ramp

ADA Sidewalk Mount Ramp System for 8" or 12" borders

**Ideal for connecting an existing use zone to an adjacent sidewalk.**



### APS-ADA Full Ramp

ADA Full Ramp System for 8" or 12" borders

**Ideal for larger use zones where additional access, egress, and turn-around room is desired.**

